

Fire Department

MONTHLY REPORT

August 2021



IN THIS SECTION:

- + Run Statistics
- + Public Relation Details
- + Training Subjects
- + Inspections
- + General Activities

This monthly report period is thru August 1, 2021. Below you will find specific items that the fire department does each and every day. We take pride in providing an outstanding service to our community.

Run Statistics

Incidents are categorized by either a fire incident or EMS incident. Below you will see the incident totals thru August 1st. You will also see the comparison of incidents from this year and the mutual aid received and given.

Incidents thru August 1

Type	Total
Fire	485
EMS	1289
Total	1774

Same time last year

Type	Total
Fire	481
EMS	1162
Total	1643

Mutual Aid

Type	Total
Given	113
Received	48
Total	161

Mutual Aid same time last year

Type	Total
Given	96
Received	42
Total	138

We continue to see call volume increasing as restrictions are continuing to have less and less impact on department operations. I expect our call volume to return to pre-pandemic levels moving forward.

As we continue forward in 2021, we will continue our efforts to meet calls for service. We look forward to working with our neighboring departments as we partner together to meet the needs of our communities. Mutual Aid continues to be a cost-effective means for all area fire departments to deal with surges in requests for service. We all try to maintain resources capable of meeting our average needs. However, we all need to have in place a plan to address unexpected requests.

Public Relations

We continue working to return to a more active interaction with the community. We will be participating in a Touch a Truck event at Bridgewater which will replace our traditional Safety Fair event.

We will continue to take precautions but will look at resuming additional activities in coming months.

Training

Every day we have training scheduled. These trainings are predetermined by the training division. We have day shift training and night shift training therefore every member receives appropriate training hours throughout the year. This also helps to keep our ISO rating favorable. Training has returned to hands on operations. As we work to return to more normal operations, we have begun to get crews back to hands on operations.

Members trained on hose movement, new equipment, aerial operations, and preplans.

We are also working with any new staff to complete their training packets (Blue Book). We have continued our efforts to recruit and hire additional staff members. We are working to complete the process for hiring applicants who apply.

This year we were authorized to hire summer help. They have been out working on hydrant painting. The golf carts have been equipped with amber warning lights to help improve safety as they work in the neighbor hoods. As they are both returning to school they have ended their summer work.



Fire Prevention

We are sad to see Chris Ferguson leaving the department. He is moving to Nashville TN with his family. We wish him the best as he starts this new chapter in his life.

We are happy to welcome Albert Lloyd to the position of Fire Inspector. He will be attending training next month to get his fire safety inspector certification.

Public Education was relatively quiet for July but I anticipate as the Summer continues we will find more opportunities to interact with the citizens.

General Activities

Each shift the duty crews are required to maintain station and equipment appearance, cleanliness, and readiness. Below is a list of items that are completed daily and weekly.

Daily Station and Weekly Station Details:

- | | |
|---------------------------------|-----------------------------|
| ✚ Vacuum all carpets | Clean apparatus |
| ✚ Mop all floors | Inventory all EMS apparatus |
| ✚ Remove all trash from station | Inventory EMS equipment |
| ✚ Laundry | Clean bay floors |
| ✚ Clean all restrooms | Ground maintenance |
| ✚ Clean kitchen | Clean equipment |
| ✚ Equipment check-in | Station Maintenance |
| ✚ UV Disinfection Procedures | |

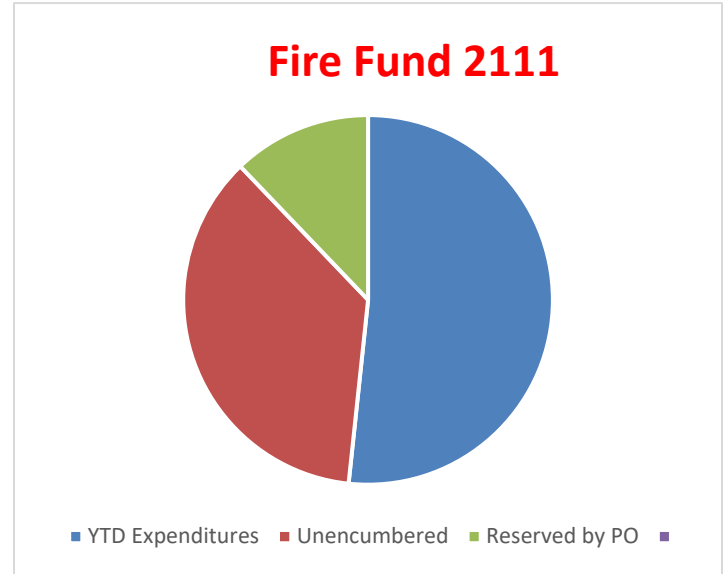
General Department Information

The department worked with the Butler County Fair Board to provide service for the 2021 Butler County Fair. We were assisted by St Clair Township Fire Department as well as the Butler County EMA and Ross Township Fire Department. Members of the department provided EMS coverage from 0900 to 2300 each day of the fair.

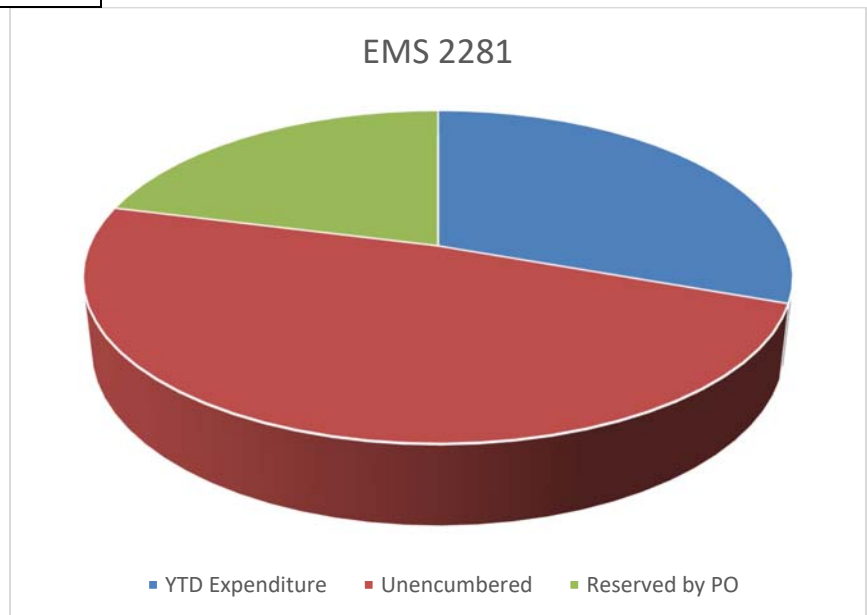


2021 Financial Information

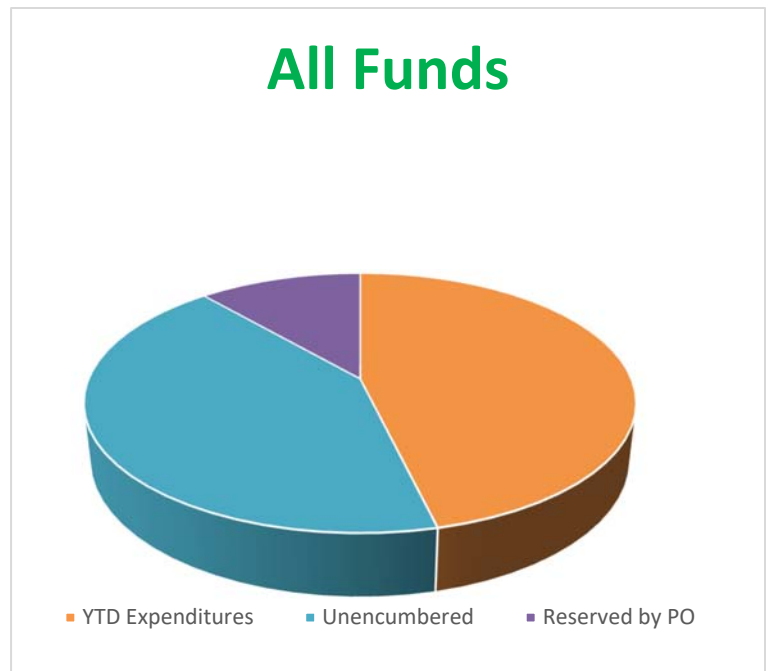
Fire Fund	
Appropriated	\$ 2,553,00.00
YTD Expenditures	\$ 1,320,713.79
Unencumbered	\$ 924,384.61
Reserved by PO	\$ 310,407.22



EMS 2281	
Appropriated	\$ 615,000.00
YTD Expenditures	\$ 193,218.43
Unencumbered	\$ 307,397.79
Reserved by PO	\$ 133,468.10



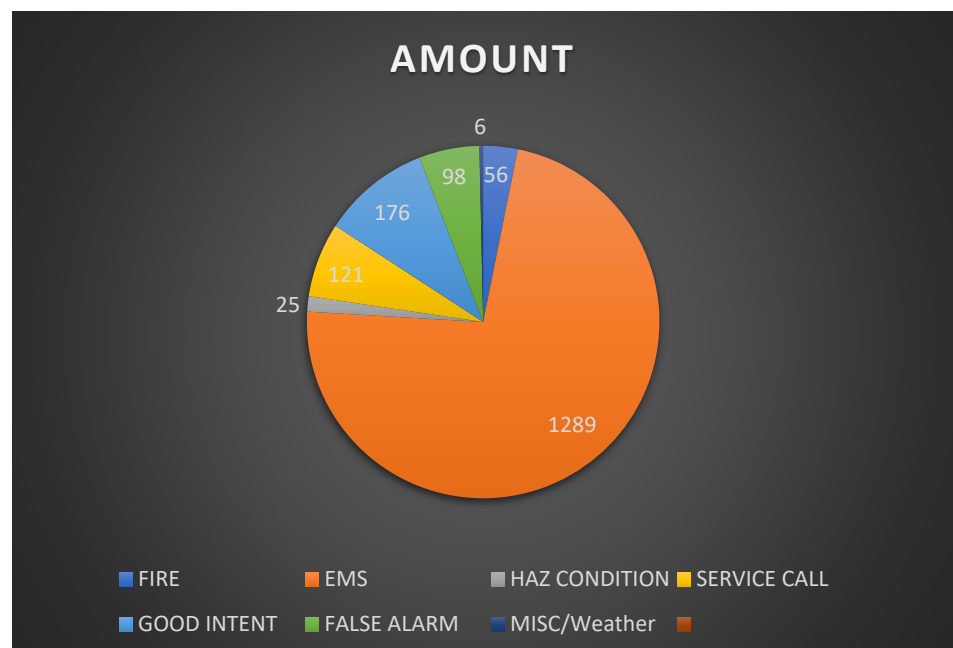
Total Funds	
Appropriated	\$ 3,896,269.31
YTD Expenditures	\$ 1,804,888.50
Unencumbered	\$ 1,653,763.31
Reserved by PO	\$ 443,875.32



Incident Statistics

Below are the year-to-date run statistics as of August 1st. The types of calls are generalized. For instance, fire incidents include everything but not limited to building fires, cooking fires, fuel burner issues, vehicle fires and brush/grass fires.

TYPE	AMOUNT
FIRE	56
EMS	1289
HAZ CONDITION	25
SERVICE CALL	121
GOOD INTENT	176
FALSE ALARM	98
MISC/Weather	6



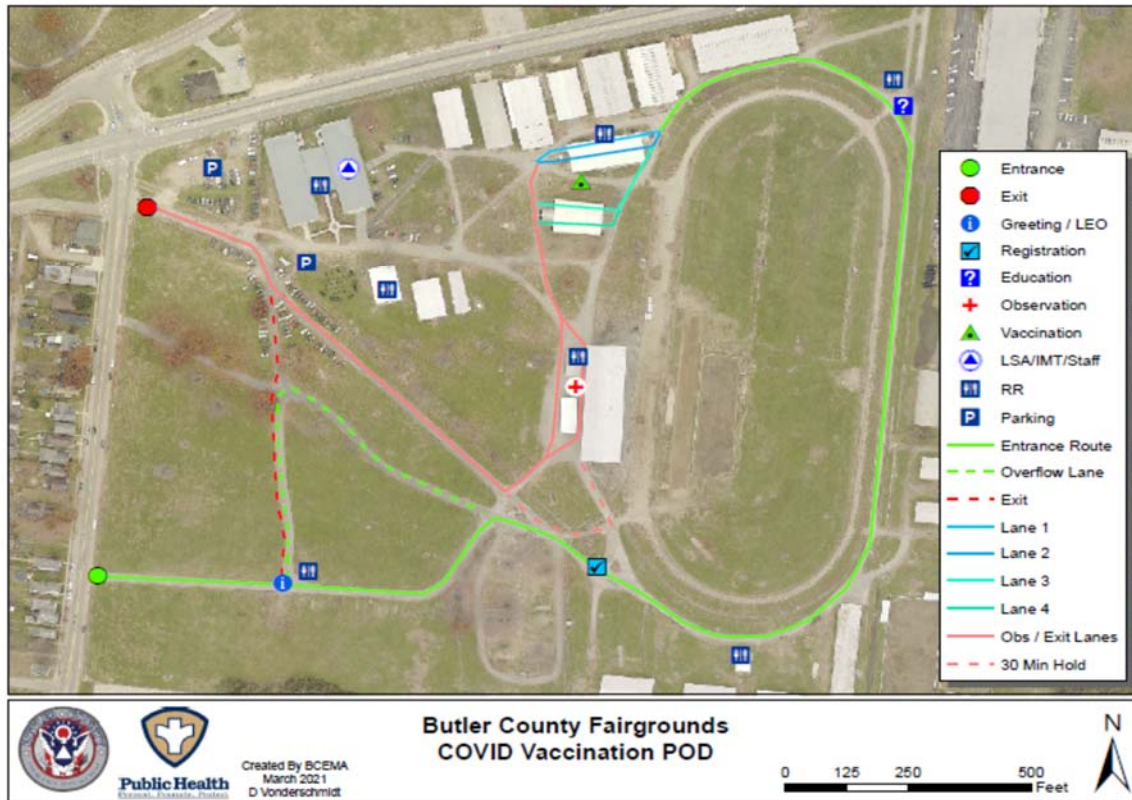
COVID – 19

We continue to work closely with the Butler County EMA and have continued to draw supplies from the supplies at the fairgrounds. We are fortunate that we can pull additional supplies from the reserves.

However, our Medical Director has recommended that our staff continue to wear surgical masks for patient contact. For suspected COVID-19 patients he is recommending an N-95 mask be worn.

As the Delta Variant remains a concern the department will continue to respond with caution and take steps necessary to prevent our staff from being infected. The everchanging guidance requires the members to constantly keep changing what we do to remain safe. I commend the extra effort of our staff for their work with all the varying guidance and the resulting confusion.

We will continue our efforts to make sure we maintain adequate supplies.



Monthly Maintenance Cost Report

Unit	Assigned	Fuel	Maintenance
Engine 213	Reserve @ 212	208.28	
Medic 213	Reserve @ 212		
Task 219	Bariatric	129.59	
Quint 211	Station 211	139.46	3205.65
Engine211	Station 211	559.56	
Medic 211	Station 211	577.22	544.96
Utility 211	Station 211	57.73	
Inspector 211	Station 211	30.91	
Boat 211	Station 211		
Captain 210	Station 211	35.88	
Chief 211	Station 211	190.91	
Chief 210	Station 211	204.36	
Engine 212	Station 212	407.89	3988.24
Medic 212	Station 212	554.32	736.31
Utility 212	Station 212	26.34	
Safety Trailer	Station 212		
Total		2987.53	8475.16